

# Global Track Warehouse

Phone: +49 (0) 9101 906 77 00

Email: europe@globaltrackwarehouse.com



(Please fill out all items to insure a proper fit)

Name: \_\_\_\_\_

Company: \_\_\_\_\_

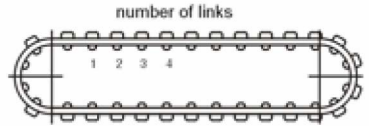
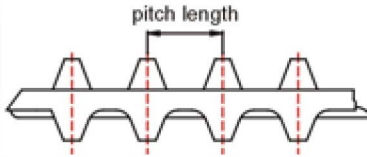
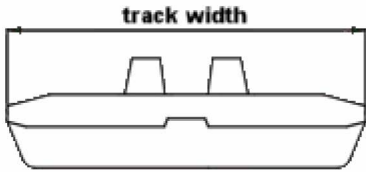
Phone: \_\_\_\_\_

Fax: \_\_\_\_\_

Machine Make: \_\_\_\_\_

Model: \_\_\_\_\_

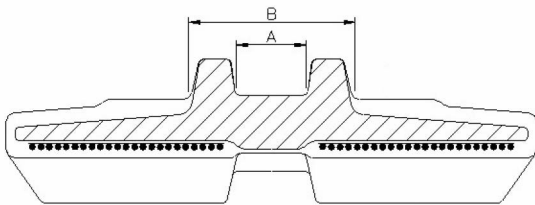
Track size or part number on inside of track: \_\_\_\_\_



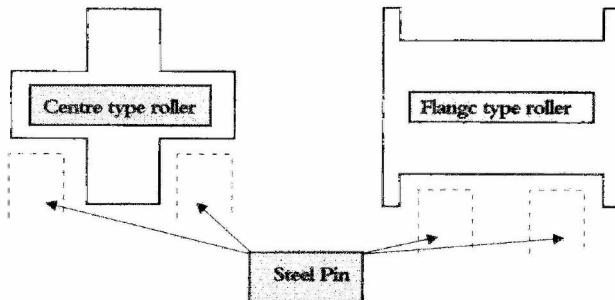
Track Width: \_\_\_\_\_

Track Pitch: \_\_\_\_\_

Number of Links: \_\_\_\_\_



A: \_\_\_\_\_ B: \_\_\_\_\_  
Inside Guide Width      Outside Guide Width



Circle Bottom Roller Type: Center type roller / Flange type roller